


Maths Challenge Cards




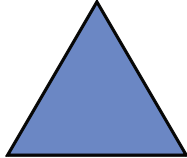
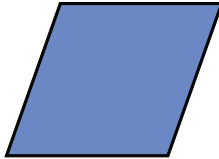
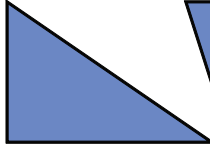
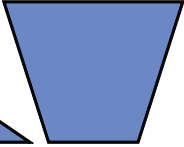
Are you a maths whizz ?

Copyright 2011 www.tpet.co.uk



Copy the Carroll diagram.

One of the shapes is in the wrong place. Can you find it?

all sides equal	all sides not equal
 	  



Add 4 more shapes into the correct columns.

