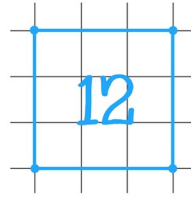


CAPTURE THE ISLAND

Perimeter Challenge




You will need:

Capture the Island game board, two coloured crayons, coordinate cards.

Instructions:


1. Each player chooses a coloured crayon and writes their name at the top of the board. Cut out the coordinate cards and place them face down in a pile.
2. Player one takes a card from the top of the pile and plots the four points. Player 1 then uses their crayon to join the points and form a rectangle. Player one finds the perimeter and writes the number inside the island to capture it.
3. Player 2 takes a card from the pile and repeats step 2 using their crayon to plot and capture an island.
4. Players take it in turns until there are no cards left.
5. At the end of the game, players add up their points. The player with the most points is the winner!



(1,1) (1,2) (4,1) (4,2)	(5,1) (5,4) (7,1) (7,4)
(8,2) (8,6) (12,2) (12,6)	(6,16) (6,19) (9,16) (9,19)
(11,0) (11,1) (15,0) (15,1)	(8,8) (8,9) (13,8) (13,9)
(13,2) (13,5) (15,2) (15,5)	(0,5) (0,7) (4,5) (4,7)
(2,9) (2,11) (4,9) (4,11)	(8,11) (8,12) (9,11) (9,12)
(1,16) (1,18) (4,16) (4,18)	(11,10) (11,12) (14,10) (14,12)
(1,3) (1,4) (3,3) (3,4)	(11,16) (11,17) (12,16) (12,17)
(13,15) (13,18) (14,15) (14,18)	(9,13) (9,15) (12,13) (12,15)
(1,13) (1,15) (7,13) (7,15)	(5,8) (5,12) (7,8) (7,12)

CAPTURE THE ISLAND

Perimeter Challenge



player 1

player 2

