

Home
Learning
Pack
Year 1



As recommended by [gov.uk](https://www.gov.uk)

Practical Ideas


Classroom
secrets★



Take a picture while you work through this booklet and tweet us [@ClassroomSecLtd](https://twitter.com/ClassroomSecLtd) using the hashtags [#CSKids](https://twitter.com/CSKids) and [#HomeLearningHero](https://twitter.com/HomeLearningHero) to be in with a chance of winning a month's subscription to [classroomsecrets.co.uk](https://www.classroomsecrets.co.uk).



Write a letter to your favourite book character.



Classroom secrets★

Discuss the child's favourite book character. Provide materials for letter writing. Encourage the use of full stops and capital letters to complete each sentence.



Find different jugs and cups.



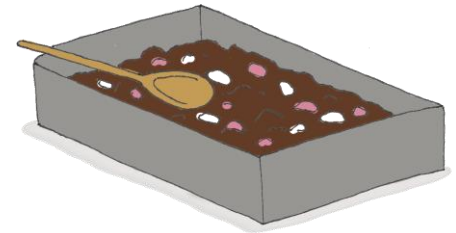
Use these to make different potions.

Classroom secrets★

Encourage children to compare the sizes of different jugs and cups. Ask children to describe the capacity of each jug, using language such as *full*, *half full* and *empty*.



Make a cake with an adult.



What did you do?

Classroom secrets★

Encourage the use of time related language, for example: *first*, *then* *next*. When tasting, talk about the smell, taste and texture.

123

Find pairs of items in your house.



Classroom secrets★

Encourage children to find different pairs of objects. Discuss what the word 'pair' means. Children to count the pairs in 2s to find the total.



Find different packets of food. Which one is the heaviest?



Classroom secrets★

Children to find full packets of food and read the weight measurement displayed. Compare the weight using language such as *heavier*, *lighter*, *less* and *more*.



Go on a number hunt.



How many numbers can you find?

Classroom secrets★

Children to explore the house and record the different numbers they can see. Encourage the children to compare, order or sort the different numbers.



Find 5 toys.



Put them in height order.



Encourage children to use language to compare the height, e.g. *taller than*, *shorter than*. Toys can be ordered from shortest to tallest or tallest to shortest.



Go on a 3D shape hunt.




What shapes can you find?



Discuss 3D shapes. Encourage children to name the shapes they have found. *Sphere*, *cube*, *cuboid*, *cone*, *cylinder*. Can they sort the shapes?



Roll a dice.



Show the number in different ways.



Children to roll a dice to generate a number. Encourage children to find different objects around the house to represent the number, e.g. 4 spoons, 4 shoes, 4 buttons.

123

How many star jumps can you do in 30 seconds?



Can you beat your record?

Classroom secrets★

Talk about how long 30 seconds is. *Did it feel a long time? Can you count your own jumps? How many more/less jumps did you do?*



Write instructions on how to play your favourite game.



Classroom secrets★

Talk about how instructions are different to stories (comparing to recipes, etc). Encourage the use of full stops and capital letters to complete each sentence.



Make up a song about the weather today.



Classroom secrets★

Look outside the window and discuss what the weather is like. List some words to describe the weather. Can they make their song rhyme?