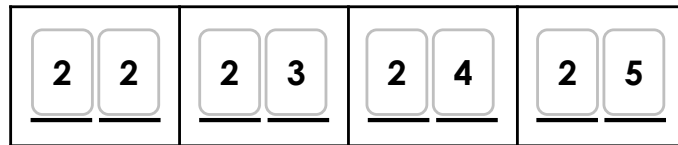


# Numbers to 50

Sally is counting forwards within 50. She uses the digit cards below to create 2-digit numbers for a number track.



Investigate the different ways she can complete the number track using the digit cards. You can use each digit card more than once.

— —	— —	— —	— —

— —	— —	— —	— —

— —	— —	— —	— —

— —	— —	— —	— —

— —	— —	— —	— —

— —	— —	— —	— —

— —	— —	— —	— —

## Count in 2s

1. Emma is counting in 2s.



28, 30, 32, 34.

1	2	3	4	5	6	7	8	9	10
11	12	13	14	15	16	17	18	19	20
21	22	23	24	25	26	27	28	29	30
31	32	33	34	35	36	37	38	39	40
41	42	43	44	45	46	47	48	49	50

What will two more than 34 be?

2. Write the correct numbers from the digit cards into the correct sequence.

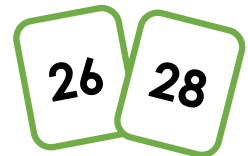
A. 22, 24, \_\_, \_\_, 30



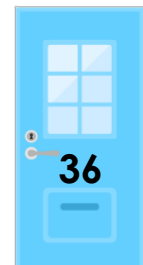

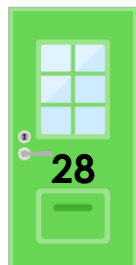
B. 34, \_\_, 30, \_\_, 26



C. 28, \_\_, 32, 34, \_\_



3. Postman Paul is delivering letters. He only delivers to house numbers that he says when counting in 2s.



Will he deliver a letter to house number 35? Explain how you know.


## Count in 5s


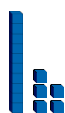

1. Fill the gaps in the grid and colour in the numbers you say when counting in 5s.

1	2	3	4	5	6	7	8	9	10
11	12	13	14	15	16	17	18	19	
21	22	23	24		26	27	28	29	
31	32	33	34		36	37	38	39	
41	42	43	44		46	47	48	49	

What do you notice about the numbers?

2. Complete the number track by filling in the correct letter.

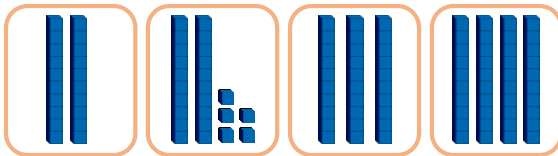


- A. 40      B.       C. 25      D.       E.       F. 35

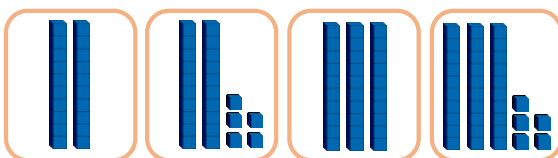
3. Two children are counting in 5s. Who is correct? Explain how you know.



Annie




Kyle




# Represent Numbers to 50

1. Use the representation below to complete the sentences.



There are \_\_\_ tens.  
 There are \_\_\_ ones.  
 The number is \_\_\_\_\_.

4. Which is the odd one out? Explain why.





B. 42


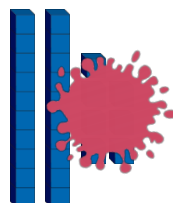
C. forty-two



2. Circle the representation that shows 44.




5. Lily is representing the same number in different ways. What number has Lily made?




3. Match representations that show the same number.

A. thirty-four



C. 42




2. 27



6. Tom is representing a 2-digit number.

forty-two



I have made the number 42 in two different ways.

Do you agree? Explain your answer.

## Recognising Sentences

1. Jen thinks sentence C has the most mistakes. Is she correct?



A. The frog is in the pond it is green

B. the frog is in the pond. It is green

C. The frog is in the pond It is green.

D. The frog is in the pond. It is green.

2. Put a cross (x) in the box to show whether each sentence is correct or incorrect.

correct

incorrect

A. My cat is happy She likes to sit on my lap

B. My cat is happy. She likes to sit on my lap

C. My Cat is happy. she likes to sit on my lap.

D. My cat is black. She likes to sit on my lap.

3. Rewrite the pairs of sentences below and add full stops or capital letters.

A. i like to eat fruit. i love oranges.

B. The car drove fast It was blue

C. He kicked the ball it went in the road.

## Capital Letters to Start Sentences

1. Underline the words that need a capital letter.

the wheel is broken and I can't fix it.

look at that big fish in the pond!

2. Rewrite the sentence below so that it is correct.

fetch your hat and scarf.

3. Choose the best word to start each sentence.

come

draw

when

\_\_\_\_\_ to my house.

\_\_\_\_\_ a green bird.

Remember to add the capital letter.

4. Put an 'X' next to the correct sentence.

A. last week I went to the swimming pool.

B. Last week I went to the swimming pool.

C. last week I Went to the swimming pool.

5. Kira has written a sentence.

we like to play in The snow.



The capital letter has been used correctly.

Do you agree? Explain why.

6. Order the words to make a sentence.

over

she

I

fell

her

and

helped

Remember to use the correct punctuation.

7. Write a sentence about the picture using the word bank to help you.



likes

songs

and

sing

## Using Nouns and Verbs in Sentences

1. Change the verbs in the sentences below to make new sentences.

A. The children eat some toffee.

B. The boys and girls run down the street.

C. My sister throws a ball to me.

2. Choose nouns to complete the sentences below.

A. Ben wants to go to a  .

B. The farmer feeds the  in the morning.

C. We have a lot of  in the garden.

3. Make three silly sentences using the nouns and verbs below. Each sentence should use one verb and two nouns.

drinks

jumps

camel

jelly

panda

moon

eats

chimpanzee

octopus

custard

pizza

swims

# Using 'and'

1. Join the two sentences together using 'and'. Rewrite the new sentence.

The cup is blue.

It has tea in it.



5. Use the phrases below to help you make a sentence using 'and'.

He got a hat


he got a pen

on Monday

he was glad

2. Put an 'X' in the correct box to show where 'and' should go in the sentence below.

The girl has a red hat scarf.



3. Complete the sentence below.

My car is red and it \_\_\_\_\_.



6. Choose two sentences below and join them with 'and' to make one sentence.

She saw a dog.

She saw a cat.

It barked at her.

4. Follow the maze to create a sentence using 'and'. Write the sentence below.

Finish	into	ran
wet	the	dog
was	shed	the
it	and	Start ↑

7. Dexter and Dina write a sentence using 'and'. Who is correct? Explain why.



Dexter

And the dog barks and digs.

The dog barks and it digs in the garden.



Dina